

Irismo™ & Glydea®
SOLUTIONS FOR **MOTORIZED DRAPERIES**

Irismo™ 45 WireFree RTS | Irismo™ 35 Mini DC | Glydea® 35e | Glydea® 60e



Designed for

convenience





IRISMO™ AND GLYDEA®

EXPANDS YOUR OPPORTUNITIES

Today, drapery motorization is becoming the standard for hotel rooms, meeting spaces, conference centers and residences. Somfy's Drapery Range offers discreet solutions with flexible power options suitable for any project.

MAKE ANY SPACE STAND OUT WITH MOTORIZED DRAPERIES



Convenience and style

LIVING
ROOM



Comfort and privacy

BEDROOM

SOMFY'S COMPLETE DRAPERY MOTOR RANGE:



Provides a convenient solution

to reduce glare, energy costs, increase privacy and protect interiors from harmful UV rays.

Creates a positive user experience

that is easy to operate and offers superior, reliable performance.

Compatible with various types of controls

from hand-held remotes, a smartphone/tablet app, wireless wall switches, table top controls, sensors, timers, and third-party automation systems.

Extends the lifespan of draperies

by minimizing the damage associated with manual operation.

Available for all types of draperies

such as Pinch Pleat, Ripplefold® and Accordia® to bring any vision to life!





Enjoy all the benefits of motorized draperies

AESTHETIC

- Clean, premium motor design with built-in control modules.
- Easy to conceal behind drapery fabric
- Adjustable limit setting provides precise alignment of drapery fabric.
- Advanced track design and swivel ceiling brackets minimize light gaps.
- Soft start and soft stop drapery motion
- Improved hardware design provides greater overlap and even stack back.



EFFICIENT

- Touch motion feature allows the user to activate the motorized drapery simply by pulling on the fabric.
- Manual override permits the drapery to be adjusted manually. This is ideal for power outages and also protects the fabric from damage.
- The “my” function allows user to set a preferred drapery opening which provides enhanced convenience.




FLEXIBLE

- Patented versatile master carrier reduces friction and is adaptable to various drapery types.
- Multiple built-in control options allow seamless integration with third-party systems.
- Adjustable drapery speed control



QUIET

- Motor design and advanced high performance belt drive system provide quiet operation (<44dBA).



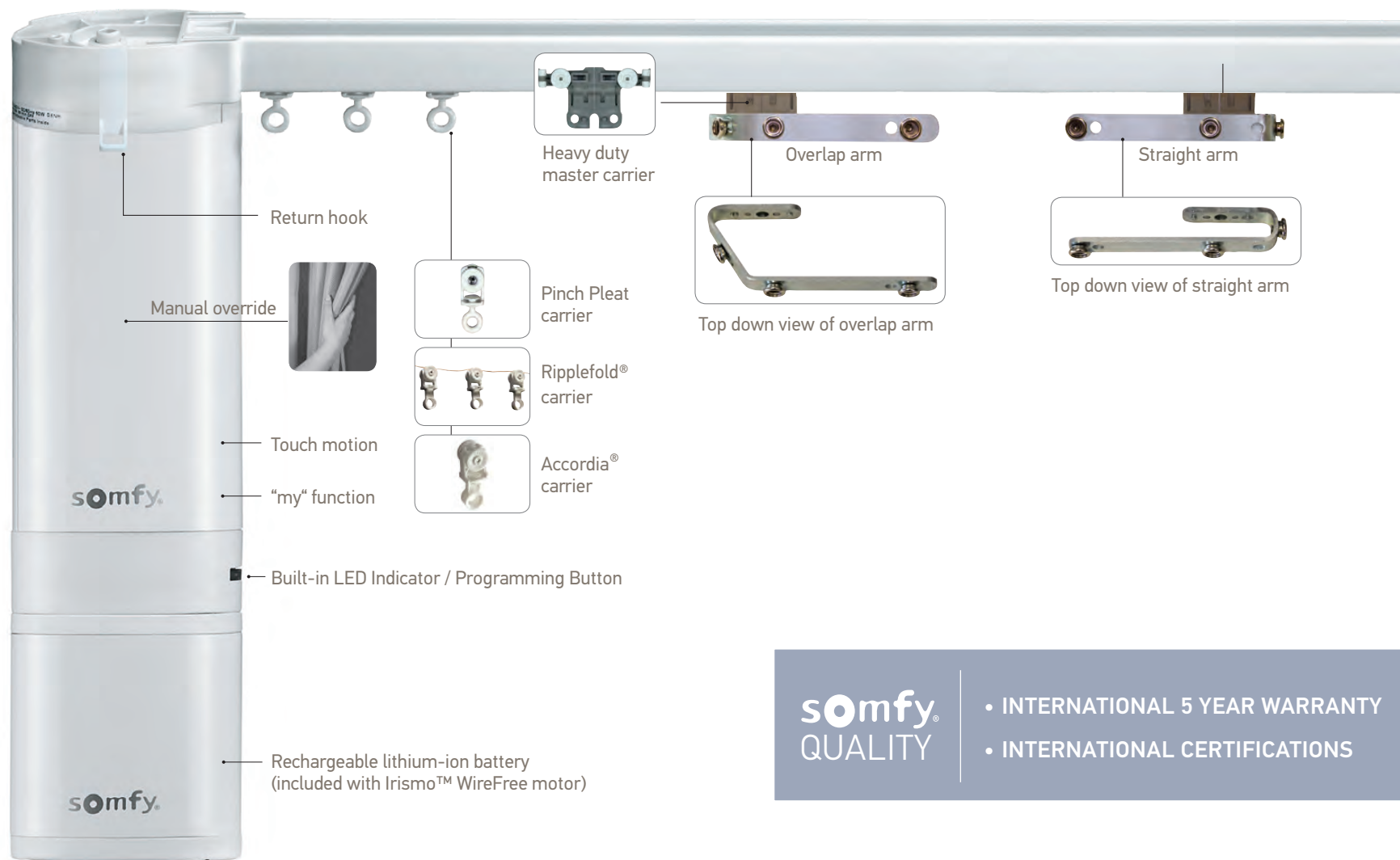
EASY INSTALLATION

- Spring loaded one-touch hardware (wall and ceiling mount)
- Motor can be installed to the right or left side of the drapery track.
- Automatic or adjustable limit setting
- Inverse (top mount) option allows the motor to be installed above the track.



DRAPERY MOTORIZATION

DISCREET. SIMPLE. FLEXIBLE.



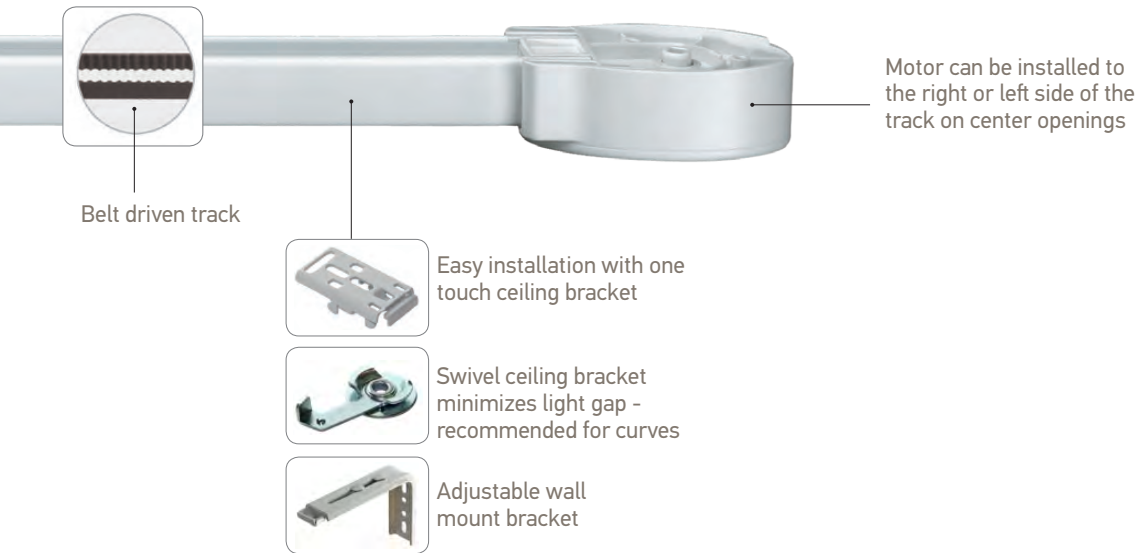
IRISMO™ 45 WIREFREE RTS
(For illustrative purposes only)

somfy®
QUALITY

- INTERNATIONAL 5 YEAR WARRANTY
- INTERNATIONAL CERTIFICATIONS



Powered by Somfy



Somfy quality
5 year international warranty
International certifications



Additional Drapery Motor Options



GLYDEA®
110V AC



IRISMO™ 35 MINI DC
24V DC



IRISMO™ 45 WIREFREE RTS




Battery-powered convenience

- Irismo™ 45 WireFree RTS is suitable for any project requirement.
- Tracks up to 33 ft. (10m) with Irismo™ 45 WireFree RTS.
- Wide variety of hardware and accessories for various drapery types including Pinch Pleat, Ripplefold® and Accordia®.

Motor dimensions

MOTOR WITH BATTERY PACK



Features overview

	Irismo™ 45 WireFree RTS Part # 1002353
<i>Motor unit main features</i>	
Soft start	✓
Soft stop	✓
Automatic limits on end stop	✓
Manual operation	✓
Intermediate position	✓
Touch motion with 2 sensitivity settings	✓
Adjustable limits	✓
Speed control & adjustment	✓
<i>Control options</i>	
Radio Technology Somfy® RTS	✓
Tandem alternative	✓
Sun control	✓
Timer control	✓
<i>Installation and setting features</i>	
LED indicators	✓
Audible sound indicator	✓
Motor unit direction change	✓
Factory reset/programming button	✓
Inverse mounting (top mount)	✓
<i>Track/Draperies types</i>	
Side opening	✓
Center opening	✓
Asymmetric	✓
Pinch Pleat	✓
Ripplefold® with overlap arm	✓
Ripplefold® with butt arm	✓
Accordia®	✓

Motorized track main characteristics

	Irismo™ 45 WireFree RTS Part # 1002353
Power supply	26.5V Li-Ion
Average linear speed	4.9 in./s – 7.86 in./s (12.5 cm/s to 20 cm/s)
Battery pack	2950 mAh
Motor sound level	< 44 dBa
Certifications	CE/cTUV
Track maximum length	33 ft. (10m)
Maximum number of junctions	2
Side opening max weight	99 lbs. (45 kg)
Center opening max weight	99 lbs. (45 kg)
Tandem alternative	198 lbs (90 kg)

Track configurations



Power accessories



LITHIUM-ION
BATTERY PACK
(OPTIONAL)
#9026476



POWER CHARGER
(SOLD SEPARATELY)
#1003080

* BATTERY LIFE BASED ON 20 FT. STRAIGHT CENTER OPENING DRAPERY TRACK WITH DRAPERY WEIGHT OF 99 LBS., INCLUDING ONE OPEN AND ONE CLOSE PER DAY.

IRISMO™ 35 MINI DC



Low voltage solution

- With one track, two motors and various control modules, Irismo™ 35 Mini DC offers a wide range of options for any project requirement.
- Track up to 32 ft. (9m) with Irismo™ 35 Mini DC.
- Available with custom bends and curves.
- Wide variety of hardware and accessories for various drapery types including Pinch Pleat, Ripplefold® and Accordia®.

Motor dimensions




Features overview

	Irismo™ 35 RTS Part # 1002952	Irismo™ 35 DCT Part # 1002951
<i>Motor unit main features</i>		
Soft start	✓	✓
Soft stop	✓	✓
Automatic limits on end stop	✓	✓
Manual operation	✓	✓
Intermediate position	✓	✓
Touch motion with 2 sensitivity settings	✓	✓
Adjustable limits	✓	✓
Speed control & adjustment	✓	✓
<i>Control options</i>		
Dry contact individual, group and master control	✓	✓
Radio Technology Somfy® RTS	✓	
Tandem alternative	✓	✓
Sun control	✓	✓
Timer control	✓	✓
<i>Installation and setting features</i>		
Setting with buttons on motor unit	✓	
Setting with normally open dry contact switch	✓	✓
LED indicators	✓	
Motor unit direction change	✓	✓
Factory reset	✓	✓
Inverse mounting (top mount)	✓	✓
<i>Track/Draperies types</i>		
Side opening	✓	✓
Center opening	✓	✓
Asymmetric	✓	✓
Multiple	✓	✓
Pinch Pleat	✓	✓
Ripplefold® with overlap arm	✓	✓
Ripplefold® with butt arm	✓	✓
Accordia®	✓	✓

Motorized track main characteristics

	Irismo™ 35 RTS Part # 1002952	Irismo™ 35 DCT Part # 1002951
Power supply	24V DC	
Amperage	2 A	
Average linear speed	4.9 in./s – 7.86 in./s (12.5 cm/s to 20 cm/s)	
Power consumption	< 3 W	
Power cable type	4 M (13.2 ft.)	
Control connector type	RJ12	
DCT control circuit voltage	5V DC	
Motor sound level	< 44 dBA	
Certifications	CE	
Track maximum length	32 ft. (9.7 m)	
Maximum number of junctions	2	
Minimum bending radius	11.8 in. (30 cm)	
Minimum curving radius	118 in. (300 cm)	
Side opening max weight	77 lbs. (35 kg)	
Center opening max weight	77 lbs. (35 kg)	
Tandem alternative	154 lbs. (70 kg)	

Other available track shapes



Power accessories



GLYDEA®




Adaptable and Universal

- With one track, two motors and various control modules, Glydea® offers a wide range of options for any project requirement.
- Track up to 36 ft. (10.9m) wide with Glydea® 60e and up to 32 ft. (9m) with Glydea® 35e.
- Available with custom bends and curves.
- Wide variety of hardware and accessories for various drapery types including Pinch Pleat, Ripplefold® and Accordia®.

Motor part numbers

	Glydea® 35e	Glydea® 60e
<i>Control Option</i>		
DCT motor with 10' cable and molded NEMA plug	Part # 1002465	Part # 1002545
RTS motor with 10' cable and molded NEMA plug	Part # 1001615	Part # 1001617
RS485 motor with 10' cable and molded NEMA plug	Part # 1002109	Part # 1002108
Wired motor without plug	Part # 1002464	Part # 1001537

Motor dimensions




Features overview

	Glydea® 35e	Glydea® 60e
<i>Motor unit main features</i>		
Soft start	✓	
Soft stop	✓	
Automatic limits on end stop	✓	
Manual operation	✓	
Intermediate position	✓	
Touch motion with 2 sensitivity settings	✓	
Adjustable limits	✓	
Speed control & adjustment	✓	
<i>Control options</i>		
3 normally open dry contacts	✓	
2 normally open dry contacts	✓	
2 normally open dry contact sequencing mode	✓	
Dry contact individual, group and master control	✓	
Radio Technology Somfy® RTS	✓	
Infrared	✓	
RS485 digital technology infrared	✓	
Z-Wave®	✓	
ZigBee®	✓	
Tandem alternative	✓	
Sun control	✓	
Timer control	✓	
<i>Installation and setting features</i>		
Setting with buttons on motor unit	✓	
Setting with normally open dry contact switch	✓	
LED indicators	✓	
Motor unit direction change	✓	
Factory reset	✓	
Inverse mounting (top mount)	✓	
<i>Track/Draperies types</i>		
Side opening	✓	
Center opening	✓	
Asymmetric	✓	
Multiple	✓	
Pinch Pleat	✓	
Ripplefold® with overlap arm	✓	
Ripplefold® with butt arm	✓	
Accordia®	✓	

Motorized track main characteristics

	Glydea® 35e	Glydea® 60e
Power supply	110 V AC 50/60 HZ	
Amperage	0.5 A	1 A
Average linear speed	4.9 in./s – 7.86 in./s (12.5 cm/s to 20 cm/s)	
Power consumption	60 W	120 W
Power cable type	3-wire cable with molded NEMA plug 4-wire cable (wired version only)	
Control connector type	RJ12	
DCT control circuit voltage	3.3V DC	
Motor sound level	< 44 dBA	
Certifications	c TUV us, CCC, CE	
Track maximum length	32 ft. (9.7 m)	36 ft. (10.9 m)
Maximum number of junctions	2	
Minimum bending radius	11.8 in. (30 cm)	
Minimum curving radius	118 in. (300 cm)	
Side opening max weight	77 lbs / 19.6 ft 35 kg / 6 m	132 lbs / 19.6 ft 60 kg / 6 m
Center opening max weight	77 lbs / 19.6 ft 35 kg / 6 m	132 lbs / 19.6 ft 60 kg / 6 m
Tandem alternative	154 lbs / 70 kg 64 ft / 19.4m	264 lbs / 120 kg 72 ft / 21.8 m

Other available track shapes



Power accessories



POWER CORD (INCLUDED)

RADIO TECHNOLOGY SOMFY® (RTS)



With over 10 million installations worldwide, RTS has become the standard for secure radio technology in the industry.
Easily adapt to RTS technology with the RTS plug-in module.

Telis RTS Hand-held Remotes

Single Channel and Five Channel hand-held remotes



Pure 1810632 1810633 Silver 1810639 1810641 Lounge 1810650 1810652

Telis 1 Chronis RTS Timer

Single Channel timer and remote with on-screen display



Pure 1805237 Silver 1805238

Telis 16 RTS Transmitter

16 Channel hand-held remote with on-screen display



Pure 1811081 Silver 1811082

Smoove® 1 RTS Pure

Single channel, surface mounted, wireless wall control compatible with 7 decorative color frames.



Pure 1811533



Additional Frame Options

DecoFlex WireFree™ RTS

Single to Five Channel wireless wall switches, available with custom engraved buttons.



Pure 1810897 Ivory 1811072 Black 1810830

DecoFlex WireFree™ RTS Table Top

Single to Five Channel table top accessory Switch sold separately



White 1811185 Silver 1810972 Black 1811051

Sunis Indoor WireFree™ RTS

Allows automatic operation of motorized draperies based on the amount of sunlight in a room.



9013707

ThermoSunis Indoor WireFree™ RTS

Allows automatic operation of motorized draperies based on the amount of sunlight and temperature in a room.



9013708

Universal RTS Interface

16-channel interface allows users to convert RS232, RS485, and infrared commands into RTS for RF control of window coverings.

Easily integrates with third-party control systems.



1810872

Somfy myLink™

Control draperies while home or away using your tablet or smartphone. A simple on-screen setup wizard helps users create timed events, scenes and more.

For more information on RTS, please visit somfysystems.com/RTS



1811403



For detailed information, please visit somfysystems.com/mylink




Compatible with iOS and Android



WIRED CONTROL

Dry Contact Switch

DRY CONTACT



White 1800219 Ivory 1800220

INTEGRATION OPTIONS

Integration options not compatible with Irismo™ 45 WireFree RTS.

Zigbee®



1807021

Easily integrates with Zigbee® systems using the Zigbee® plug-in module.

Z-Wave®



1807028

Easily integrates with Z-Wave® systems using the Z-Wave® plug-in module.

RS485



1811129

Easily integrates with Somfy Digital Network systems using the RS485 plug-in module.

