

Sonessé® 50 RS485

Star Head Motors



506S2 1002286
510S2 1002287



A new generation of intelligent motors that are controlled and monitored via Somfy Digital Network™ (SDN) solutions and animeo® IP total solar management system.

Technical Features

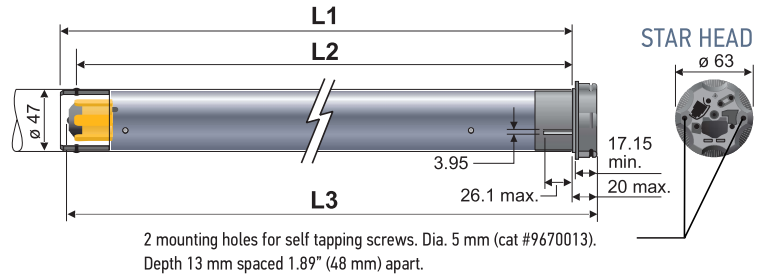
Voltage Supply	120V AC, 60Hz
Index Protection Rating	IP 44 (interior and exterior use)
Limit Switch Type	Electronic
Limit Switch Capacity	300 Turns
Temperature Working Range	-4°F to 158°F (-20°C to 70°C) (interior and exterior use)
Insulation Class	Class 1 for 120V AC
Wiring	Parallel wiring allowed in accordance with NEC and local electrical codes.

Specifications

	506	510
Torque	6 Nm	10 Nm
Nominal Voltage	120V / 60Hz	120V / 60Hz
Rated Current	1.2A	1.8A
Speed	32 rpm	32 rpm
Thermal Protection	4 minutes	4 minutes
*Sound Level	≤ 45 dBA	≤ 47 dBA



Dimensions



Dimensions	506	510
L1	25.7 in. (653 mm)	26.5 in. (673 mm)
L2	25.2 in. (640 mm)	26.0 in. (660 mm)
L3	26.2 in. (666 mm)	27.0 in. (686 mm)
SJTW Power Cable Length	9.8 ft. (3 m)	9.8 ft. (3 m)
Data Cable (must be ordered separately)	Customizable and available in various lengths	Customizable and available in various lengths

Optional 3C cables available in varying lengths with NEMA plug, Fast Connector and open leads.

Type of power cable

120V AC / 60Hz
3-conductor SJTW cable



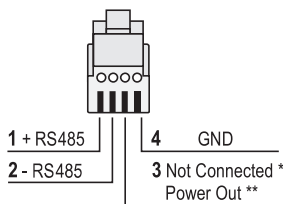
**** Sound Level:** According to standards ISO 3741 NF 31022 in dBA ref 1pW at nominal torque without end product.

Fabrication Recommendations:

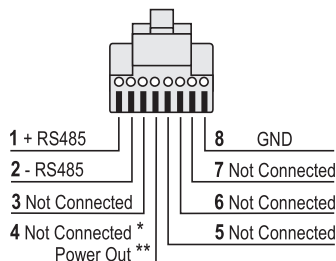
- Operational noise level is reduced when motor, tube, and mechanical accessories are properly adapted to motorized applications.
- Free play must be minimized between the accessories and the end product tube to ensure quiet performance of the motor.
- Interior Tube Diameter (ID) > 47 mm must be respected.
- A motor crown adaptor between motor and end product tube is required to ensure concentric operation of motor.
- 500 Series Drive Stop and Screw (9910004) is recommended to prevent noise and drive wheel separation from motor shaft. This drive stop screw must be tightened with a torque ranging between 1.5Nm and 1.8Nm.
- Somfy Soft Clip Drive Wheel Adaptors (brown in color) are not recommended.

Data Cable: RJ9/RJ45 (sold separately)

RJ9 connects to motor



RJ45 connects to network



* Data cable (black) for animeo IP networks
** Data cable (grey) for powering external modules

4 Cond. 26AWG modular cable with RJ9 on one end and RJ45 other end - (RTS, Z-Wave®, ZigBee modules)

GREY WITH POWER OUT	Length	Part #
	2.5 ft. long	#9018545
	8 ft. long	#9018546
	12 ft. long	#9018547
	24 ft. long	#9018548

4 Cond. 26AWG modular cable with RJ9 on one end and RJ45 other end - (SDN - animeo IP)

BLACK WITHOUT POWER OUT	Length	Part #
	2.5 ft. long	#9018541
	8 ft. long	#9018542
	12 ft. long	#9018543
	24 ft. long	#9018544

Visit somfypro.com/sdn-2-0 for complete information on SDN 2.0 Bus Distribution Products.